

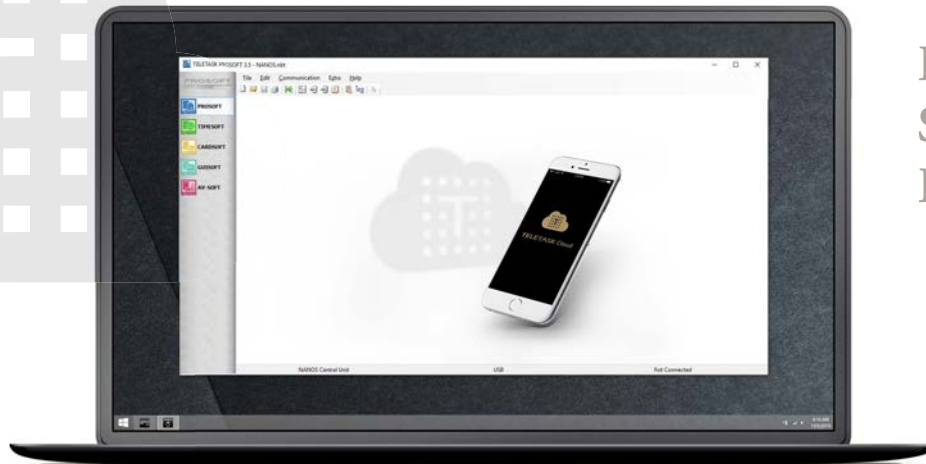
# TELETASK

trendsetter in domotics



**TELETASK Cloud**  
faster, safer, for free

# TAKE YOUR TELETASK INSTALLATION IN THE CLOUD WITH TELETASK CLOUD



**FASTER  
SAFER  
FOR FREE**

***TELETASK offers a powerful cloud solution for the simple integration of your mobile devices via a safe TLS connection. This solution offers the possibility to manage your house from all over the world. The major advantage of this integration is that it is both easy and safe.***

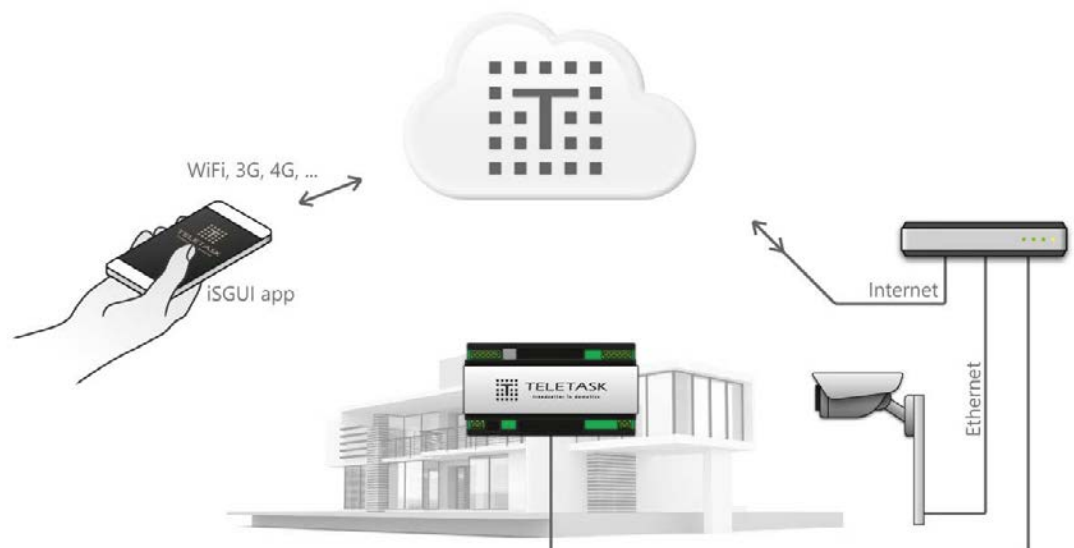
How does it work exactly? The TELETASK system in your house maintains a permanent and encrypted connection to the TELETASK Cloud service. Your mobile devices will connect automatically.

But there is more... a secure remote technical support is possible thanks to the TELETASK Cloud services (V2)! Extra services make it possible to introduce a range of enhancements to existing features, but it also offers a variety of fun and interesting novelties for both the system integrator and the end user. TELETASK Cloud is ready to grow with your needs!

## SECURITY

The TELETASK systems communicate with mobile devices, such as smartphones and tablets, via the internet of things using the "TLS" (Transport Layer Security) connection, known from 'https' which you also find with online banking.

The TELETASK Cloud uses a 2048 bit DIGICERT certificate with strong encryption and authentication. A powerful encryption and safe authentication of the data flowing between your smartphone/tablet/PC are guaranteed.

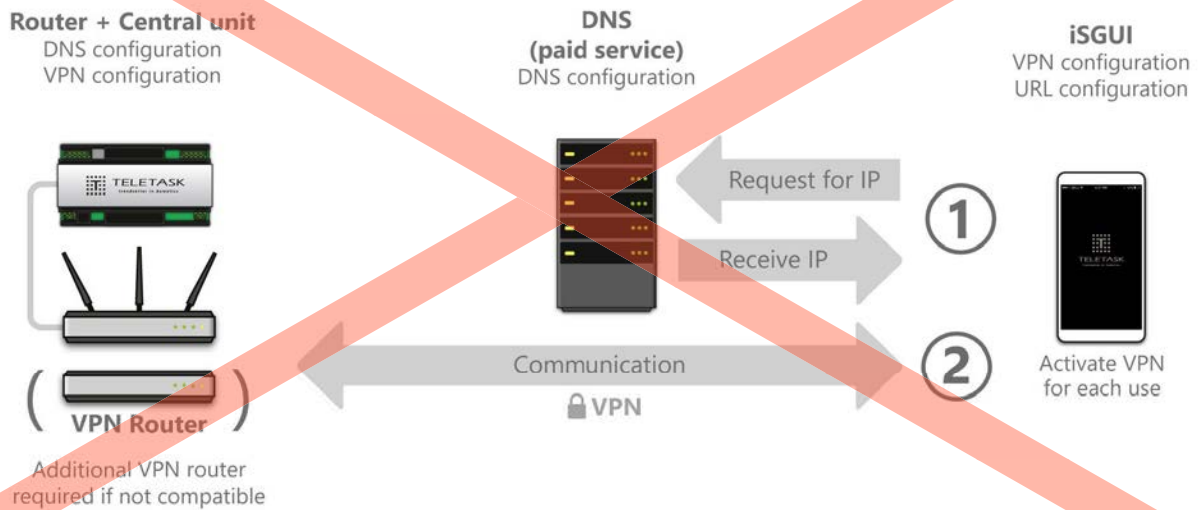


# A NEW CHAPTER WITH TELETASK CLOUD

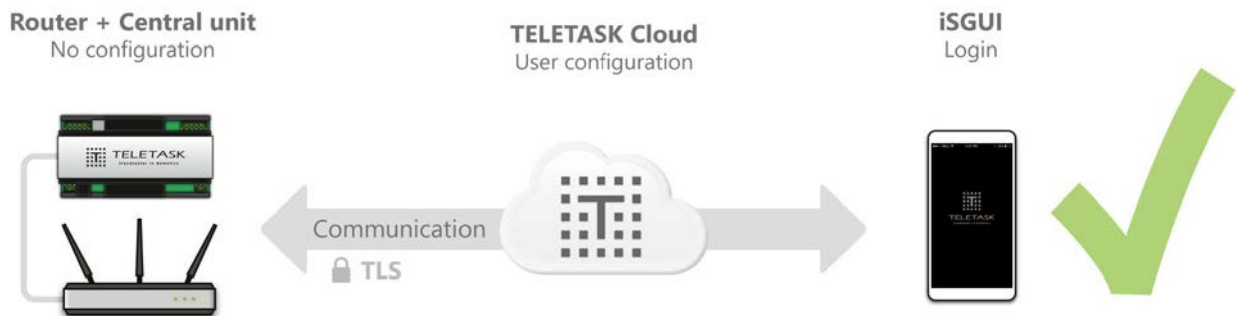
TELETASK strives to improve new and existing installations and to make its configuration more accessible. But this is only the beginning. TELETASK Cloud opens a new world of possibilities, to be enjoyed by you and your clients.

You no longer need a complex setup with the classic VPN connection. Make things easier for yourself and your client with TELETASK Cloud. You only need a few fast and simple steps to setup the entire cloud system, without reducing the security of the connection. Forget about all the fuss around a network configuration, there is no need for a VPN-, DNS-, or router setup. It is enough to physically connect the TELETASK central unit to the router. TELETASK Cloud takes care of everything else.

## Classic VPN setup




## Cloud setup




# Cloud installation flow



Enter all users and  
select their role  
  
Enable TELETASK Cloud  
and click 'Transmit'



Invitation emails are sent  
by the TELETASK Cloud server  
to your (mobile) device



The user registers via the  
link in the invitation email  
(via any browser)



Open iSGUI app  
Login  
  
Enjoy the iSGUI app  
and control your home